

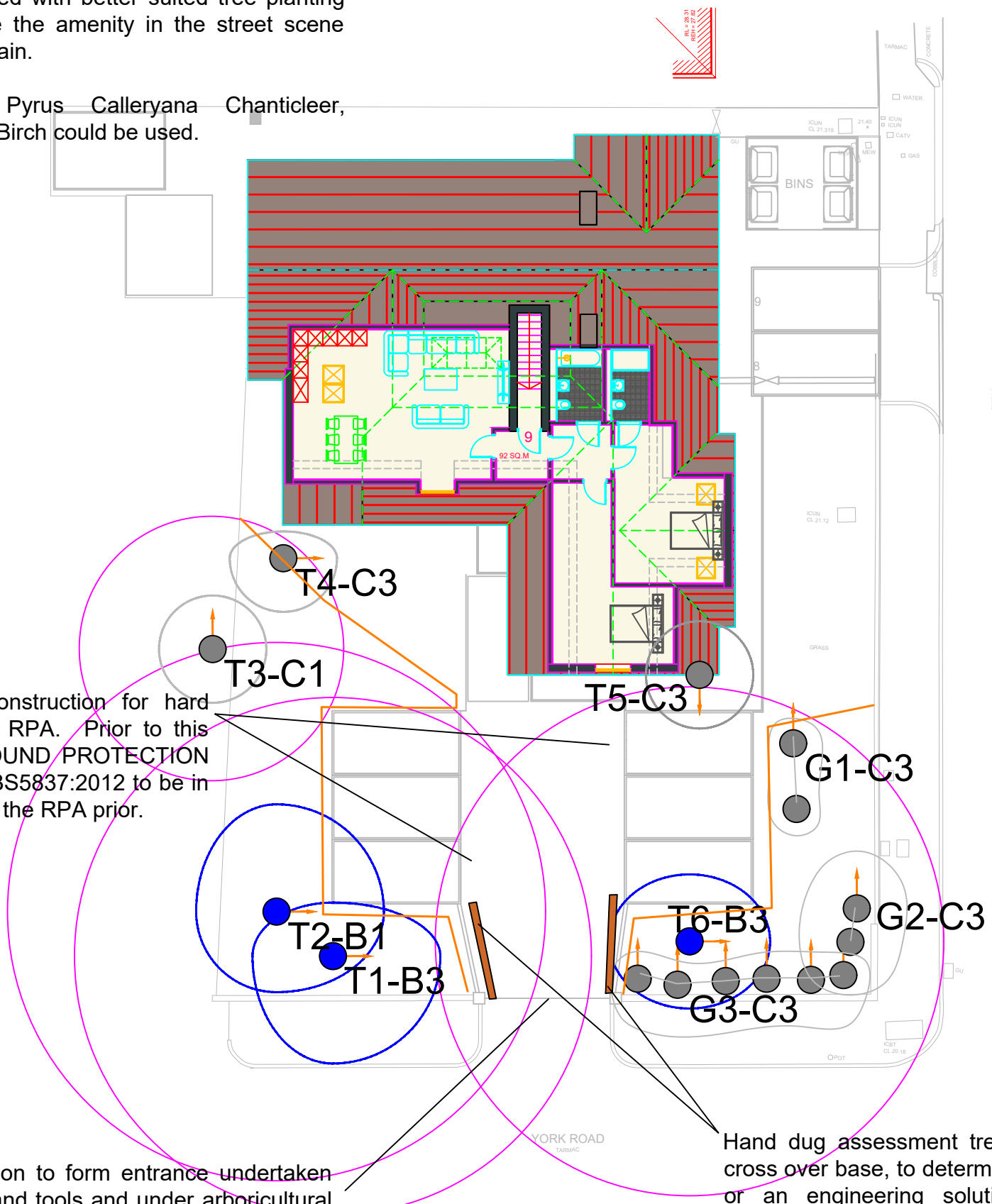
Remove G1 - G3 & T4. These are low quality trees and can be replicated with better suited tree planting that would enhance the amenity in the street scene and ecological net gain.

Trees such as Pyrus Calleryana Chanticleer, Hornbeam or Silver Birch could be used.








'No Dig' surface construction for hard surfacing within the RPA. Prior to this being in place GROUND PROTECTION in accordance with BS5837:2012 to be in place when crossing the RPA prior.

Excavation to form entrance undertaken using hand tools and under arboricultural supervision. Less than 20% of the total area of the rPA will be occupied by the cross over, so a conventional construction method with a shallow base can be considered acceptable.

Hand dug assessment trenches to the depth of the cross over base, to determine if root pruning is needed or an engineering solution required to formulate entrance.



**KEY**

-  Tree Position with Canopy Spread plus BS5837 Category A1, A2 or A3
-  Tree Position with Canopy Spread plus BS5837 Category B1, B2 or B3
-  Tree Position with Canopy Spread plus BS5837 Category C1, C2 or C3
-  Tree Position with Canopy Spread plus BS5837 Category U
-  Root Protection Area (RPA) - Based on Simple Radius from Tree
-  - First significant Branch direction (FSB)
-  - Protective Fence Line

**TREE PROTECTION PLAN**

CLIENT: Stone Me

PROJECT: Honiton Road, Southend on Sea, Essex

DATE: 28th October 2020

SCALE: 1:200 A3



**ANDREW DAY**  
**ARBORICULTURALCONSULTANCY LTD**  
**5 BROOK PLACE**  
**HALSTEAD**  
**ESSEX**  
**CO9 1DG**

TEL: 0333 242 7344 MOB: 0777 231 7770

EMAIL: andy@andrewdayconsultancy.com